



VERSATILITY REDEFINED



THE CARAVAN FLEET

THE PERFORMANCE IS CARAVAN

THE CHOICE IS ALL YOURS

VERSATILE, ECONOMICAL AND READY FOR BUSINESS

Known for their legendary, efficient performance, the Cessna® Grand Caravan® EX and Caravan® are relied upon by regional airlines, charter operators, owner-pilots, cargo carriers and businesses worldwide. Engineered for challenging missions, high payloads and short, rough runways while delivering single-engine economy and simplicity.

GRAND CARAVAN EX



MAX RANGE

912 nm

MAX CRUISE SPEED

185 ktas

TAKEOFF

1,399 ft

USEFUL LOAD

3,512 lb

CLIMB

1,275 fpm

CARAVAN



MAX RANGE

1,055 nm

MAX CRUISE SPEED

186 ktas

TAKEOFF

1,160 ft

USEFUL LOAD

3,280 lb

CLIMB

1,234 fpm

GRAND CARAVAN EX SPECIFICATIONS

Cabin Height	54 in (1.37 m)	Storage Capacity	
Cabin Width	64 in (1.63 m)	Weight	1,410 lb (640 kg)
Cabin Length	16 ft 9 in (5.11 m)	Volume	143 cu ft (4.05 cu m)
Maximum Occupants	10–14*	Maximum Payload	3,170 lb (1,438 kg)

*Up to 14 occupants where certified.



CARAVAN SPECIFICATIONS

Cabin Height	54 in (1.37 m)	Storage Capacity	
Cabin Width	64 in (1.63 m)	Weight	325 lb (147 kg)
Cabin Length	12 ft 9 in (3.89 m)	Volume	32 cu ft (0.89 cu m)
Maximum Occupants	10–14*	Maximum Payload	3,075 lb (1,395 kg)

*Up to 14 occupants where certified.

GRAND CARAVAN EX

THE RELIABLE MULTITASKER

+ PLENTY OF MUSCLE
Increased cruise speed and climb thanks to the new 867 shp Pratt & Whitney Canada PT6A-140.

+ ICE PROTECTION
Certified with the TKS Ice Protection system for flight into known icing conditions.

+ POWER CLIMBER
Climb at 1,275 feet per minute and reach cruising altitude way ahead of the competition.

+ GRANDER CARGO
Wide loading doors allow easy access. Fit an extra 111 cubic feet of storage space in the cargo pod.

+ DISPATCH RELIABILITY
Economical and dependable single-engine-turboprop performance with proven dispatch reliability.

+ ROUGH-FIELD READY
Large, rough-field tires and rugged landing gear allow you to operate from grass, gravel or even more rudimentary runways.

+ EASY BOARDING
The Caravan Airstair facilitates easier entry and exit through the right side of the aircraft and saves significant weight over other designs.



YOUR NAVIGATION, YOUR FLIGHT SMOOTH AS GLASS

LAND, SEA, SKY THIS AIRCRAFT IS ON A MISSION

STANDARD AVIONICS

- GDU 1040A Pilot and Copilot Primary Flight Displays (PFD)
- GDU 1040A Multifunction Display (MFD)
- GDC 74A Dual Air Data Computer (ADC)
- GEA 71 Engine/Airframe Unit
- GRS 77 Dual Attitude and Heading Reference System (AHRS)
- GMA 1347 Single Audio System with Integrated Marker Beacon Receiver
- GTX 33 Mode S Transponder
- Garmin Relative Terrain/Obstacles
- Garmin FliteCharts–capable
- Garmin SafeTaxi–capable
- KN-63 DME
- Artex ME-406 2-Frequency (Non-Nav Interfaced)
- ELT with Remote Switch and Monitor Light (Dorsal-fin Installation)
- Avionics Cooling, (2) Cowl Deck Fans and (3) Display Fans
- PA System with Aft-cabin Speakers



HARDEST-WORKING FLIGHT DECK IN BUSINESS

Put your full attention on the mission with the all-glass, integrated, labor-saving Garmin™ G1000™ avionics suite featuring the digital GFC™ 700 automated flight control system. A favorite among pilots, this flight deck seamlessly integrates flight information, enhancing situational awareness and data processing. Control all primary flight, engine and sensor data with the touch of your finger.

UNCOVER NEW MARKETS

No corner of the world – landlocked or surrounded by water – is beyond reach of the largest single-engine amphibious aircraft on the market. The Grand Caravan EX amphibian provides an ideal platform for adventure seekers or special-mission carriers. Along with its generous cargo space, the Grand Caravan EX amphibian's floats can be loaded with supplies or cargo in watertight storage compartments.



YOUR CARAVAN YOUR STYLE



EXECUTIVE CARAVAN COMFORT

Customize the configuration of your Caravan to match changing mission profiles and optimize revenue on every flight. Improved cabin comfort comes from more comfortable seats, optional headrests and enhanced sight lines to cabin windows, offering passengers a more enjoyable flight experience. Luxury fabric covers each seat, providing a stain-resistant and antimicrobial finish to round out this durable yet versatile interior.

SAVANNA INTERIOR COLLECTION



FLOOR COVERING



Standard Vinyl



Optional Fabric

SIDEWALL



Standard Vinyl



Optional Fabric

SEATS



OASIS EXECUTIVE INTERIOR



FLOOR COVERING



Standard Vinyl



Optional Fabric

SIDEWALL



Standard Vinyl



Optional Fabric

SEATS



CANYON INTERIOR COLLECTION



FLOOR COVERING



Standard Vinyl



Optional Fabric

SIDEWALL



Standard Vinyl



Optional Fabric

SEATS



Enjoy executive business travel amid top-grain leather, crafted cabinetry, adjustable seats and ample workspaces. To accentuate productivity, the Oasis Executive Interior upgrade provided by Yingling Aviation offers folding tables, flat-panel video displays, a 110-volt power outlet and more.

THE CABIN IS YOUR CANVAS

Create the picture of your perfect cabin from a palette of new interior collections. The classic neutral khaki of Savanna is contemporary and clean, while the high-contrast black and khaki of Canyon is warm and sophisticated. Or opt for the Oasis Executive Interior upgrade with the optimal blend of precision craftsmanship and quality materials for luxury travel.

ONE CABIN

MULTIPLE SEATING ARRANGEMENTS


FROM PASSENGERS TO CARGO TO SPECIAL MISSIONS

New lightweight seats withstand even the heaviest of use and can be configured into an optimal floor plan to meet your specific mission requirement. Seating can be easily customized using full-length seat tracks to maximize capacity for passengers, cargo space or the ideal combination of both.

GRAND CARAVAN EX

CARAVAN

10-Place Double Club



13-Place Commuter*



8-Place Club



10-Place Commuter



11-Place Commuter



14-Place Commuter*




8-Place Commuter



11-Place Commuter



Dual Medical Stations



ISR/Utility Combination



Single Medical Station



ISR/Utility Combination



* Dependent on local regulations.
Optional equipment shown.


MISSION READY

NO MATTER THE MISSION

SPECIAL MISSIONS



- **Aerial Mapping and Photography**
Dual camera holes available
- **Air Ambulance**
Two medical stations or four stretchers
- **Parachute Operations**
Rollup door, signaling lights
- **Surveillance**
Intelligence, surveillance and reconnaissance capability
- **Amphibious Operations**
Access runways and waterways
- **Observation Operations**
Utility, pipeline, forestry and agricultural patrol
- **Utility**
Personnel and cargo for your operations



MULTI-MISSION MASTER

Reliability, simple flying, exceptional payload capability and vast mission versatility have made Caravan the preferred choice of commercial operators and militaries around the world. Fly a surveillance mission one day and air ambulance or utility transport mission the next. One aircraft, one crew, multiple missions. It's an aircraft made to serve.

REST EASY

YOU HAVE THE INDUSTRY’S LARGEST SERVICE NETWORK ON YOUR SIDE



service.txtav.com

We commit our worldwide network of 21 company-owned service centers and the industry’s most experienced aviation experts to keep you flying. With more than 60 Mobile Service Units (MSUs) and two dedicated aircraft, we deliver complete AOG support directly to your Cessna® Grand Caravan® EX—wherever you are.

Textron Aviation’s extensive engineering and manufacturing resources let us bring innovative cost-saving programs and upgrade solutions to market quickly to make your support fast and easy.

CESSNA CARAVAN



OVERVIEW¹

Maximum Range ²	1,055 nm (1,954 km)
Maximum Cruise Speed	186 ktas (344 km/h)
Takeoff Ground Roll	1,160 ft (354 m)
Maximum Occupants	10-14
Storage Capacity	325 lb (147 kg)
Engine	675 shp
Climb	1,234 fpm (376 mpm)

DIMENSIONS

Length	37 ft 7 in (11.46 m)
Height	14 ft 11 in (4.55 m)
Wingspan	52 ft 1 in (15.87 m)

WEIGHTS

Maximum Ramp Weight	8,035 lb (3,645 kg)
Maximum Takeoff Weight	8,000 lb (3,629 kg)
Maximum Landing Weight	7,800 lb (3,538 kg)
Usable Fuel Capacity	
Weight	2,224 lb (1,009 kg)
Volume	332 gal (1,257 l)
Empty Weight	4,755 lb (2,157 kg)
Full Fuel Payload	1,086 lb (493 kg)
Useful Load	3,280 lb (1,488 kg)

CABIN INTERIOR

Height ³	54 in (1.37 m)
Width ³	64 in (1.63 m)
Length	12 ft 9 in (3.89 m)

CARAVAN AMPHIBIAN



OVERVIEW¹

Maximum Range ²	875 nm (1,621 km)
Maximum Cruise Speed	159 ktas (294 km/h)
Takeoff Water Run	2,341 ft (714 m)
Maximum Occupants	10-14
Storage Capacity	920 lb (417 kg)
Engine	675 shp
Climb	938 fpm (286 mpm)

DIMENSIONS

Length	38 ft 1 in (11.61 m)
Height	17 ft 7 in (5.36 m)
Wingspan	52 ft 1 in (15.87 m)

WEIGHTS

Maximum Ramp Weight	8,785 lb (3,935 kg)
Maximum Takeoff Weight	8,750 lb (3,969 kg)
Maximum Landing Weight	8,750 lb (3,969 kg)
Usable Fuel Capacity	
Weight	2,224 lb (1,009 kg)
Volume	332 gal (1,257 l)
Empty Weight	5,565 lb (2,524 kg)
Full Fuel Payload	996 lb (452 kg)
Useful Load	3,220 lb (1,461 kg)

CABIN INTERIOR

Height ³	54 in (1.37 m)
Width ³	64 in (1.63 m)
Length	12 ft 9 in (3.89 m)

GRAND CARAVAN EX



OVERVIEW¹

Maximum Range ²	912 nm (1,689 km)
Maximum Cruise Speed	185 ktas (343 km/h)
Takeoff Ground Roll	1,399 ft (426 m)
Maximum Occupants	10-14
Storage Capacity	1,410 lb (640 kg)
Engine	867 shp
Climb	1,275 fpm (389 mpm)

DIMENSIONS

Length	41 ft 7 in (12.67 m)
Height	15 ft 1 in (4.60 m)
Wingspan	52 ft 1 in (15.87 m)

WEIGHTS

Maximum Ramp Weight	8,842 lb (4,011 kg)
Maximum Takeoff Weight	8,807 lb (3,995 kg)
Maximum Landing Weight	8,500 lb (3,856 kg)
Usable Fuel Capacity	
Weight	2,246 lb (1,019 kg)
Volume	335 gal (1,268 l)
Empty Weight	5,330 lb (2,418 kg)
Full Fuel Payload	1,266 lb (574 kg)
Useful Load	3,512 lb (1,593 kg)

CABIN INTERIOR

Height ³	54 in (1.37 m)
Width ³	64 in (1.63 m)
Length	16 ft 9 in (5.11 m)

GRAND CARAVAN EX AMPHIBIAN



OVERVIEW¹

Maximum Range ²	813 nm (1,506 km)
Maximum Cruise Speed	164 ktas (304 km/h)
Takeoff Water Run	2,000 ft (610 m)
Maximum Occupants	10-14
Storage Capacity	920 lb (417 kg)
Engine	867 shp
Climb	1,212 fpm (369 mpm)

DIMENSIONS

Length	41 ft 7 in (12.67 m)
Height	17 ft 5 in (5.31 m)
Wingspan	52 ft 1 in (15.87 m)

WEIGHTS

Maximum Ramp Weight	9,097 lb (4,126 kg)
Maximum Takeoff Weight	9,062 lb (4,110 kg)
Maximum Landing Weight	9,062 lb (4,110 kg)
Usable Fuel Capacity	
Weight	2,246 lb (1,019 kg)
Volume	335 gal (1,268 l)
Empty Weight	5,995 lb (2,719 kg)
Full Fuel Payload	856 lb (388 kg)
Useful Load	3,102 lb (1,407 kg)

CABIN INTERIOR

Height ³	54 in (1.37 m)
Width ³	64 in (1.63 m)
Length	16 ft 9 in (5.11 m)

SUPER CARGOMASTER® EX



OVERVIEW¹

Maximum Range ²	912 nm (1,689 km)
Maximum Cruise Speed	185 ktas (343 km/h)
Takeoff Ground Roll	1,399 ft (426 m)
Maximum Occupants	5
Cargo Capacity	3,390 lb (1,538 kg)
Engine	867 shp
Climb	1,275 fpm (389 mpm)

DIMENSIONS

Length	41 ft 7 in (12.67 m)
Height	15 ft 1 in (4.60 m)
Wingspan	52 ft 1 in (15.87 m)

WEIGHTS

Maximum Ramp Weight	8,842 lb (4,011 kg)
Maximum Takeoff Weight	8,807 lb (3,995 kg)
Maximum Landing Weight	8,500 lb (3,856 kg)
Usable Fuel Capacity	
Weight	2,246 lb (1,019 kg)
Volume	335 gal (1,268 l)
Empty Weight	4,910 lb (2,227kg)
Full Fuel Payload	1,686 lb (765 kg)
Useful Load	3,932 lb (1,784 kg)

CABIN INTERIOR

Height ³	54 in (1.37 m)
Width ³	64 in (1.63 m)
Length	16 ft 9 in (5.11 m)

¹Specifications are subject to change. ²Ferry mission, LRC, 45 minutes reserve. ³With a typical interior installed.



cessna.com/caravan » U.S.: +1.844.44.TXTAV » International: +1.316.517.8270

THE CARAVAN FLEET